



**New Built-In Model BI-36S
Side-by-Side**

Model BI-36S provides maximum side-by-side refrigeration capacity in a compact width. Sub-Zero dual refrigeration along with new air purification and water filtration systems guard the freshness of your food and water like nothing before. Framed, overlay/flush inset and stainless steel models are available. A new flush inset installation option allows the unit to sit flush with surrounding cabinetry.



Framed Model BI-36S.

Features

- Framed, overlay/flush inset and stainless steel design applications
- Flush inset installation option allows unit to sit flush with surrounding cabinetry
- Air purification system
- Water filtration system
- Dual refrigeration system
- Flip-up grille for easy access to condenser
- Evenly-distributed bright interior lighting
- Door shelves are adjustable in one-inch increments
- Crisper and deli drawers form a special low-temperature zone
- Informational freshness cards inside unit
- Max ice feature to increase rate of ice production for a 24-hour period
- Exceeds tough Department of Energy standards

Model Options	BI-36S/F	BI-36S/O	BI-36S/S/TH	BI-36S/S/PH	BI-36S/S/CH
Design	Framed	Overlay/Flush Inset	Stainless	Stainless	Stainless
Grille	Louvered	Panel	Stainless	Stainless	Stainless
Handle	Full-Length	*	Tubular	Pro	Curved

**Handle not included to allow for design flexibility.*

Interior Features

- **Refrigerator**
 - 12.2 cu ft Capacity
 - Air Purification System
 - 4 Adjustable Glass Shelves
 - 1 Stationary Glass Shelf
 - 1 High-Humidity Drawer
 - 2 Storage Drawers
 - 3 Adjustable Door Shelves
 - 2 Stationary Door Shelves
 - Adjustable Dairy Compartment
- **Freezer**
 - 8.0 cu ft Capacity
 - Water Filtration System
 - Automatic Ice Maker
 - 3 Adjustable Wire Shelves
 - 1 Stationary Solid Shelf
 - 3 Storage Drawers
 - 5 Adjustable Door Shelves

Accessories

- Louvered, panel and stainless steel grilles for 83", 84" and 88" finished heights
- Stainless steel front panels for framed and flush inset applications with stainless steel finish and handle options
- Side panels in classic stainless steel and white
- Stainless steel tubular, pro or curved handles and full-length extended handles
- Dozen egg container with lid
- 90° door stop kit

Accessories are available through your Sub-Zero dealer. To obtain local dealer information, visit the Showroom Locator section of our website, subzero.com.



This appliance is certified by Star-K to meet strict religious regulations in conjunction with specific instructions found on www.star-k.org.



Flip-Up Grille



Air Purification System

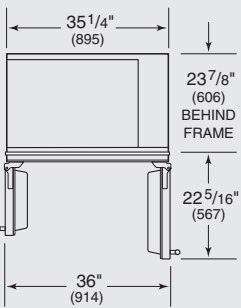
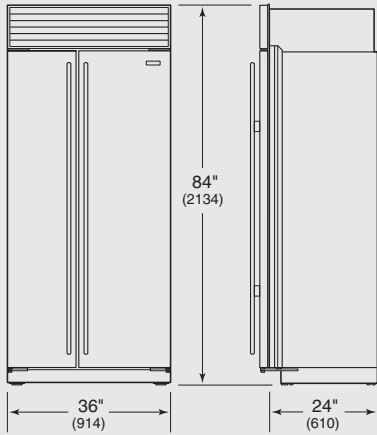


Model BI-48S shown.



Built-In Model BI-36S

Overall Dimensions



Unit dimensions may vary by $\pm 1/8"$ (3).

Specifications

Overall Dimensions	36"W x 84"H x 24"D
Door Clearance	22 ⁵ / ₁₆ "
Opening Width	35 ¹ / ₂ "
Flush Inset Width	38"
Opening Height	83 ³ / ₄ "
Flush Inset Height	84"
Opening Depth	24"
Flush Inset Depth	26 ³ / ₁₆ "
Electrical Requirements	115 V AC, 60 Hz 15 amp circuit
Plumbing Requirements	1/4" OD copper line 30–100 psi
Shipping Weight	500–538 lbs

Installation Notes

Built-In models may be used in a standard installation or in a flush inset installation which allows the unit to be flush with surrounding cabinetry.

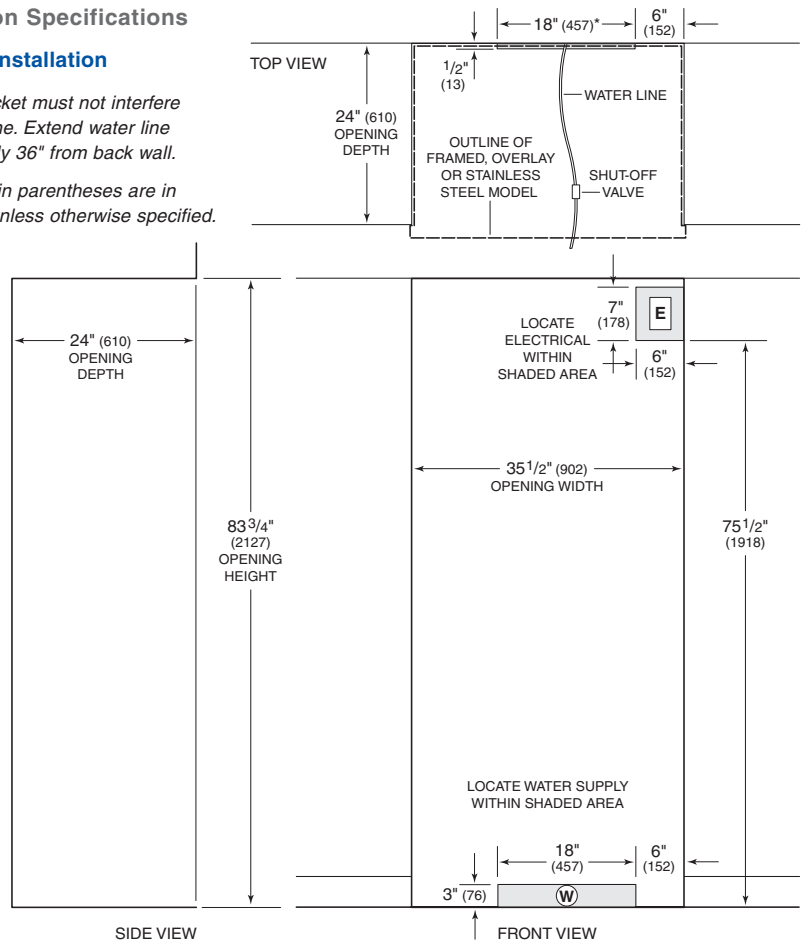
Complete installation specifications, including panel sizes, can be found on our website, subzero.com.

Installation Specifications

Standard Installation

*Anti-tip bracket must not interfere with water line. Extend water line approximately 36" from back wall.

Dimensions in parentheses are in millimeters unless otherwise specified.



Flush Inset Installation

*Anti-tip bracket must not interfere with water line. Extend water line approximately 36" from back wall.

**Dimensions based on 3/4" (19) panels.

