




**New Built-In Model BI-36RG
All Refrigerator with Glass Door**

In a dual installation with all freezer Model BI-36F, the all refrigerator Model BI-36RG with glass door offers maximum refrigeration capacity with a contemporary look. The new air purification system continuously scrubs odors, bacteria, ethylene gas and contaminants to keep food fresh. Framed, overlay/flush inset and stainless steel models are available. A new flush inset installation option allows the unit to sit flush with surrounding cabinetry.



Framed Model BI-36RG with panel grille, in a dual installation with Model BI-36F.

Features

- Framed, overlay/flush inset and stainless steel design applications
- Flush inset installation option allows unit to sit flush with surrounding cabinetry
- Triple-pane, UV-resistant glass door
- Air purification system
- Flip-up grille for easy access to condenser
- Evenly-distributed bright interior lighting
- Adjustable, spill-proof glass shelves
- Door shelves are adjustable in one-inch increments
- Crisper and deli drawers form a special low-temperature zone
- Informational freshness cards inside unit
- Exceeds tough Department of Energy standards

Model Options	BI-36RG/F	BI-36RG/O	BI-36RG/S/TH	BI-36RG/S/PH	BI-36RG/S/CH
Design	Framed	Overlay/Flush Inset	Stainless	Stainless	Stainless
Grille	Louvered	Panel	Stainless	Stainless	Stainless
Handle	Full-Length	*	Tubular	Pro	Curved

**Handle not included to allow for design flexibility.*

Interior Features

- **Refrigerator**
 - 23.5 cu ft Capacity
 - Air Purification System
 - 4 Adjustable Glass Shelves
 - 1 Stationary Glass Shelf
 - 1 High-Humidity Drawer with Dividers
 - 2 Storage Drawers with Dividers
 - Triple-Pane UV-Resistant Glass Door

Accessories

- Louvered, panel and stainless steel grilles for 83", 84" and 88" finished heights
- Stainless steel front panels for framed and flush inset applications with stainless steel finish and handle options
- Side panels in classic stainless steel and white
- Stainless steel tubular, pro or curved handles and full-length extended handles
- Dozen egg container with lid
- Dual installation kit
- 90° door stop kit

Accessories are available through your Sub-Zero dealer. To obtain local dealer information, visit the Showroom Locator section of our website, subzero.com.



This appliance is certified by Star-K to meet strict religious regulations in conjunction with specific instructions found on www.star-k.org.



Flip-Up Grille



Air Purification System



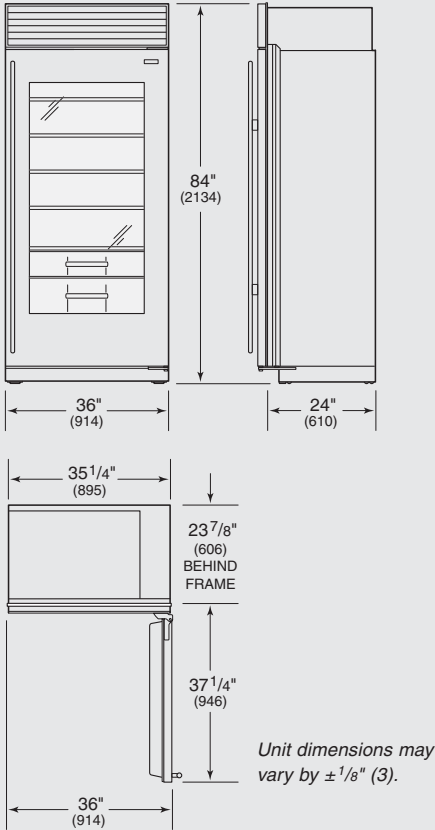
Model BI-36R shown.





Built-In Model BI-36RG

Overall Dimensions



Specifications

Overall Dimensions	36"W x 84"H x 24"D
Door Clearance	Standard 37 1/4" Flush Inset 37 3/4"
Opening Width	35 1/2"
Flush Inset Width	38"
Opening Height	83 3/4"
Flush Inset Height	84"
Opening Depth	24"
Flush Inset Depth	26 3/16"
Electrical Requirements	115 V AC, 60 Hz 15 amp circuit
Shipping Weight	400-430 lbs

Installation Notes

Built-In models may be used in a standard installation or in a flush inset installation which allows the unit to be flush with surrounding cabinetry.

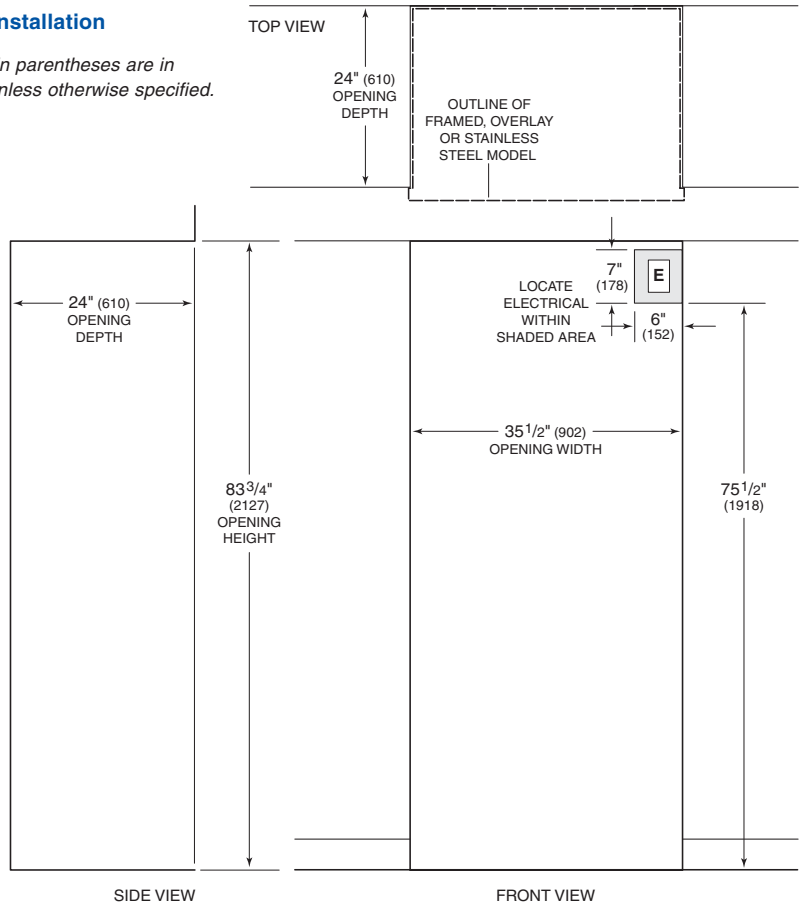
Built-In all refrigerator and all freezer models with opposite hinges can be used in a dual installation.

Complete installation specifications, including panel sizes, can be found on our website, subzero.com.

Installation Specifications

Standard Installation

Dimensions in parentheses are in millimeters unless otherwise specified.



Flush Inset Installation

*Dimensions based on 3/4" (19) panels.

