




**Did you remember to:**

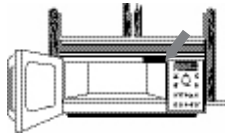
- **Include the serial number**
- **List the correct model number**
- **Include a copy of the invoice or sales receipt**
- **Sign the redemption certificate**
- **Do not remove the tag from the appliance**

Sample model and serial number tag:

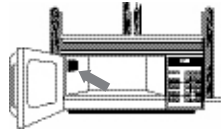


Model Number →  
Serial Number →

**How to locate the model and serial numbers on your appliance to get your rebate:**



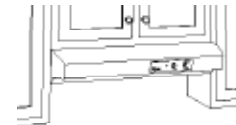
**Advantium® Ovens**  
Front edge (open door)



**Over-the-Range Microwave Ovens**  
Left wall (open door)



**Warming Drawers**  
Inside left wall.



Inside left wall.



**Double Ovens**  
Lower left corner  
upper oven  
(open door)



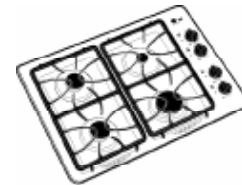
**Single Ovens**  
Lower left corner  
(open door)



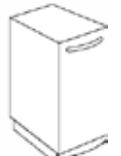
**Free-Standing Ranges**  
Lower left corner  
(open drawer/panel)



**Slide-in/Drop-in Ranges**  
Lower left corner  
(open door)



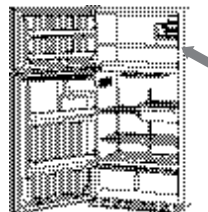
**Cooktops**  
Middle of underside



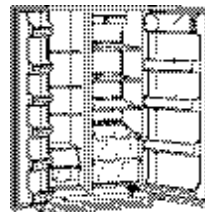
**Compactors**  
Left wall  
(open door)



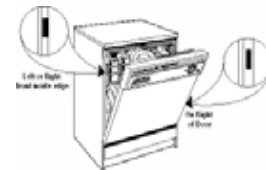
**Bottom-Freezer Refrigerators**  
Left wall in freezer  
(open drawer)



**Top-Freezer Refrigerators**  
Left wall  
(open door)



**Side-By-Side Refrigerator**  
Inside ceiling or bottom  
right corner (open door)



**Dishwashers**  
Left or right front inside  
edge or on right of door

Any questions on locating your model number and serial number, please call the GE Answer Center® at 800.626.2000